

## Portfolio

TV's

Washing Machines

Air Coolers

# Why Sukhia Electronics?

At Sukhia, we believe that our customers deserve the best-in-class products. That's why we are committed to providing exceptional quality, innovative designs, and outstanding customer service. Here are some of the benefits of choosing Sukhia Electronics :

### High-quality materials:

We work with the best suppliers in the industry to source the finest materials available resulting in manufacturing of quality products with the aim to increase customer satisfaction.

### Design & Development:

We boasts a team of skilled engineers and technician who meticulously craft LED TVs & Washing Machine with a focus on aesthetics, functionality, and performance. We employ the latest technologies, including high-resolution displays, advanced image processing, and intuitive user interfaces.

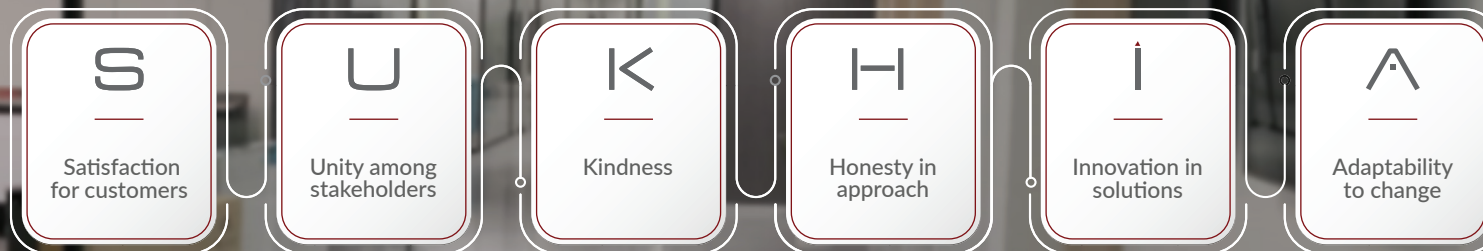
### Quality Control & Testing:

Quality is our top priority. Our products undergo stringent quality control processes, including comprehensive testing and inspection, to ensure optimal performance, durability, and reliability. We adhere to industry standards and certifications, providing customers with products that meet the highest quality benchmarks.

### Customer Support & Service:

We value our customers and strive to deliver exceptional support and service. Our dedicated customer support team is readily available to address inquiries, provide technical assistance, and ensure a seamless ownership experience. We are committed to maintaining long-term relationships with our customers and ensuring their satisfaction.

## Our Core Values





## | About Us

Established in 1978 , Sukhia group commenced its operation in a workshop specializing in the manufacturing of wooden TV cabinets and then evolving itself into a leading name in providing moulding solution to television industry.


With Technological advancements & diversification in mind , group started manufacturing LED TV's & Semi Automatic washing machine TVs as OEM/ODM to leading brands in the consumer electronics industry. Our state-of-the-art manufacturing facilities and modern R&D facility gives us a edge in serving customer needs Our dedication to quality, innovation, and customer satisfaction has positioned us as a trusted partner for businesses seeking customized and reliable manufacturing solutions.

## Manufacturing Facilities

All the manufacturing facilities are strategically located with easy access to transportation networks, ensuring efficient logistics and supply chain management.

Our facility spans over **14000 square meters** and is designed to maximize production efficiency and workflow. The layout is carefully planned to accommodate different production stages, from raw material storage to finished product assembly and packaging.

We have injection moulding machine ranging from **140 tonnes to 2250 tonnes** with multiple production lines dedicated to different types of home appliances. Each line is equipped with specialized machinery, tools, and equipment tailored to the specific product category, ensuring optimized manufacturing processes.





## **| Mission**

Our mission is to deliver exceptional OEM and ODM solutions by leveraging advanced technology, maintaining rigorous quality standards, and fostering collaborative partnerships. We are dedicated to transforming innovative ideas into superior products that drive the success and growth of our clients' brands.

## **| Vision**

Our vision is to become the India's leading OEM and ODM service provider, trusted for exceeding customer expectations with exceptional support and seamless integration of modern technologies.



**7.0 kg**

# Washing Machine

- Glass Type:** Toughened Glass
- Pulsator:** Heavy Wash Pulsator
- Wash Motor:** 135 W
- Spin Motor:** 45 W
- Gear Case:** Spur Gear 1:375 Ratio
- Water Capacity:** Overflow -70 Ltr
- Spin Tub:** Diamond Steel drum
- Filter Type:** Lint Filter
- Product Dimension:** 755 X 445 X 945 mm
- Box Dimension:** 858 X 490 X 950 mm
- Net Weight:** 21 kg
- Gross Weight:** 25 Kg

Glass Designs



Spin Tub option





**9.0 kg**

## Washing Machine

**Glass Type:** Toughened Glass

**Pulsator:** Heavy Wash Pulsator

**Wash Motor:** 185 W

**Spin Motor:** 70 W

**Gear Case:** Spur Gear 1:5 Ratio

**Water Capacity:** Overflow -90 Ltr

**Spin Tub:** Diamond Steel drum

**Filter Type:** Double Magic Filter

**Product Dimension:** 755 X 480 X 985 mm

**Box Dimension:** 900 X 595 X 990 mm

**Net Weight:** 25 kg

**Gross Weight:** 30 Kg

Glass Designs



**Spin Tub option**





**11 kg**

# Washing Machine

- Glass Type:** Toughened Glass
- Pulsator:** Heavy Wash Pulsator
- Wash Motor:** 200 W
- Spin Motor:** 70 W
- Gear Case:** Spur Gear 1:5 Ratio
- Water Capacity:** Overflow -105 Ltr
- Spin Tub:** Diamond Steel drum
- Filter Type:** Double Magic Filter
- Product Dimension:** 885 X 525 X 1054 mm
- Box Dimension:** 915 X 565 X 1070 mm
- Net Weight:** 31 kg
- Gross Weight:** 35 Kg

Glass Designs



**Spin Tub option**





# Our Entertainment Range



webOS

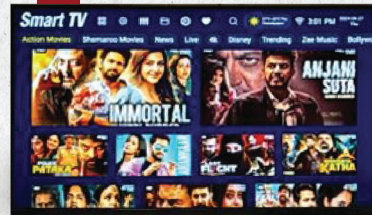
CLOUD TV



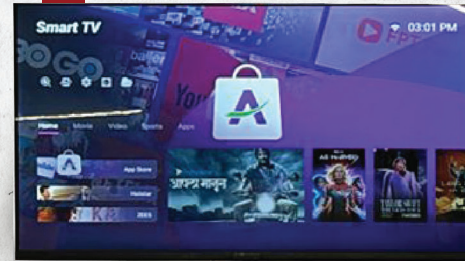
24"



32"



40"



43"



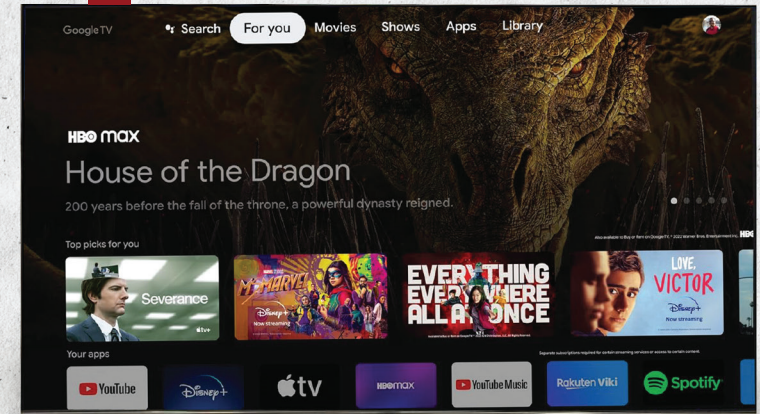
50"



55"



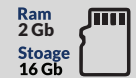
65"





24" (60cm)

Smart TV | Android 12



**HD**  
ready

**HDR**  
High Dynamic Range



**IPS**  
IPS Panel

**USB**



**178°**  
Ultra -Wide  
Viewing Angles



Ram  
2 Gb  
Storage  
16 Gb

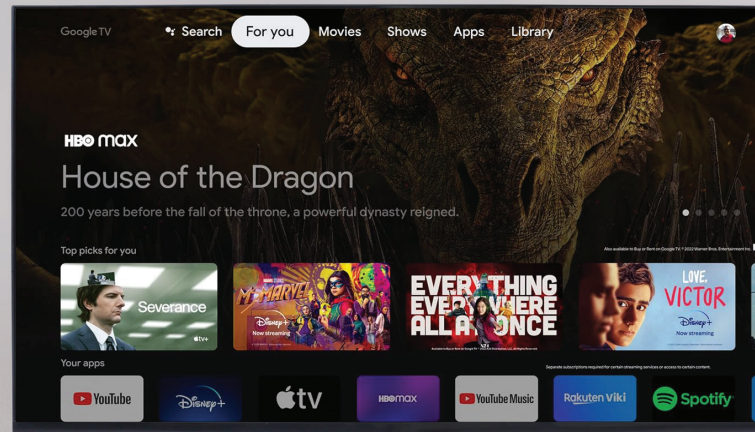


6 OM 10 W Sound Bar



**32" (80cm)**

Smart TV | Android 12



# 40" Series

Smart TV | Android 12

**HDR**  
High Dynamic Range



**IPS**  
IPS Panel

Ram  
2 Gb  
Storage  
16 Gb



**HD ready**

**178°**  
Ultra-Wide  
Viewing Angles

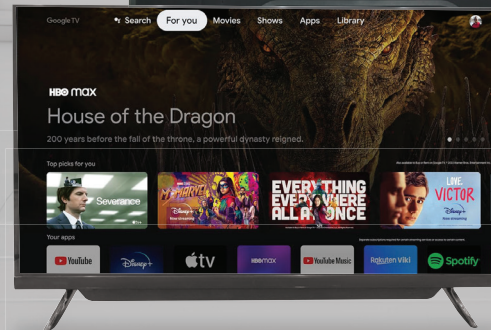


**AUX**

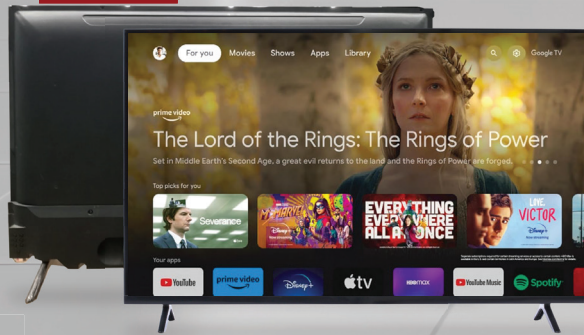
**USB**



40"



41.5"



43"



# 50" Series

Smart TV | Android 12

**HDR**  
High Dynamic Range



**IPS**  
IPS Panel

Ram  
2 Gb  
Storage  
16 Gb



**HD ready**

**178°**  
Ultra -Wide  
Viewing Angles

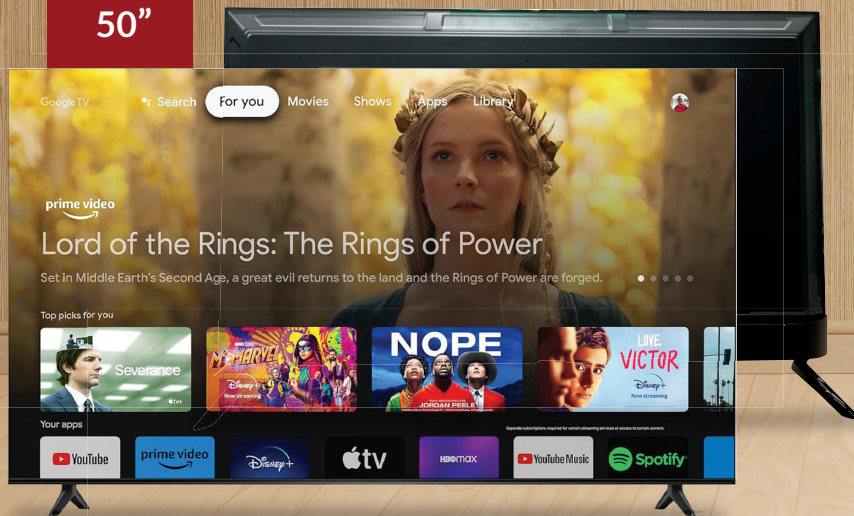


**AUX**

**USB**

**FRAMELESS DESIGN**

50"



55"



65"

Smart TV | Android 12



**HDR**  
High Dynamic Range



**IPS**  
IPS Panel

Ram 2 Gb  
Storage 16 Gb



**HD ready**

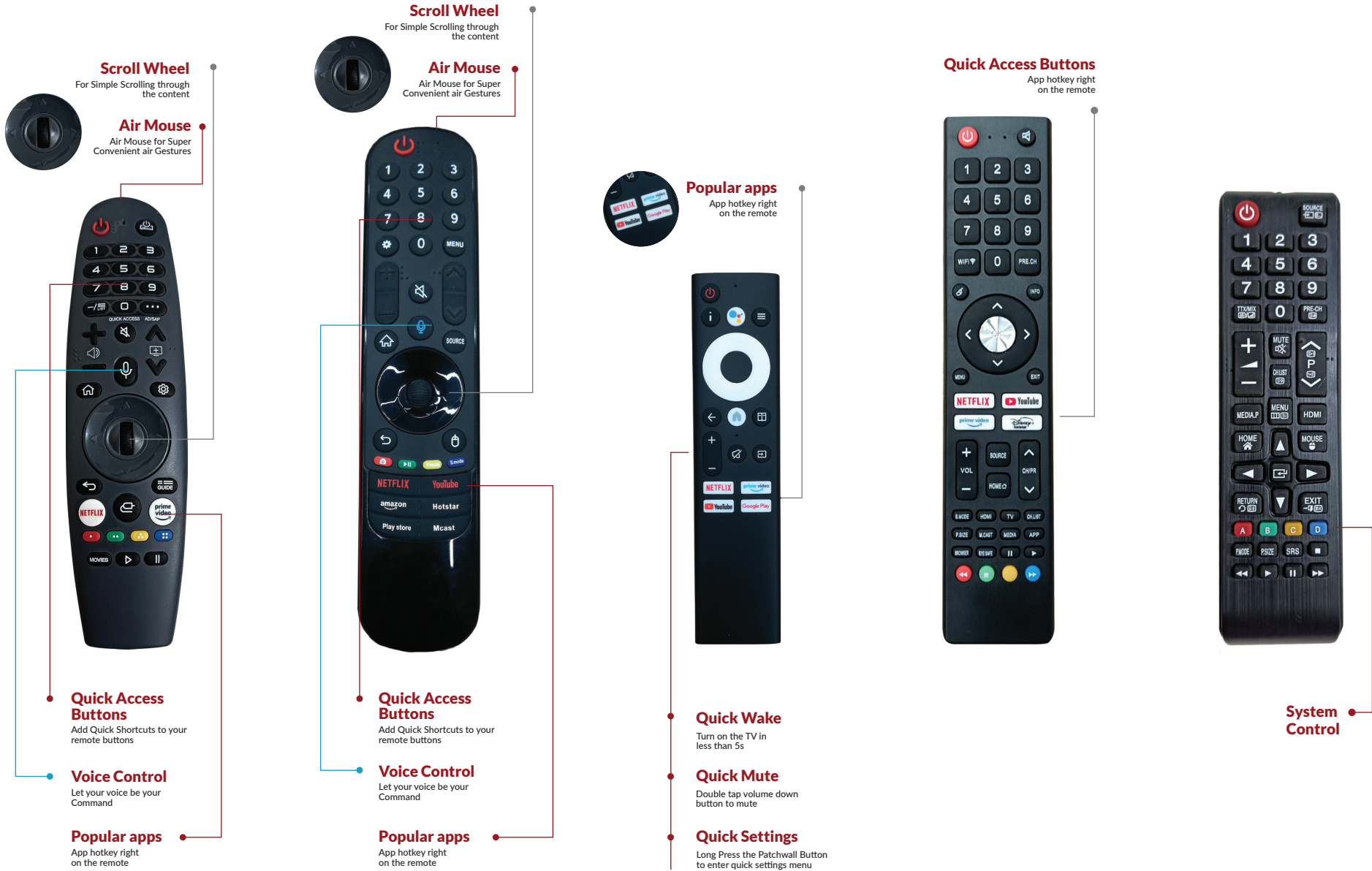
**178°**  
Ultra -Wide  
Viewing Angles



**FRAMELESS DESIGN**



# Remote Model



## Semi Automatic Washing Machines

7 kg



9 kg

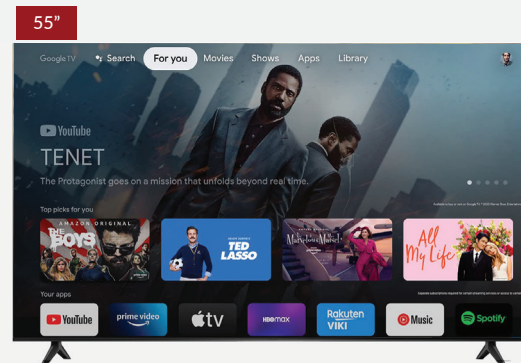
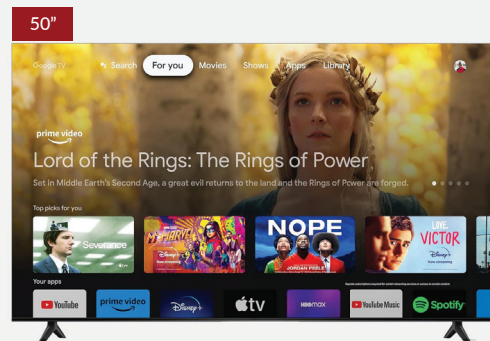
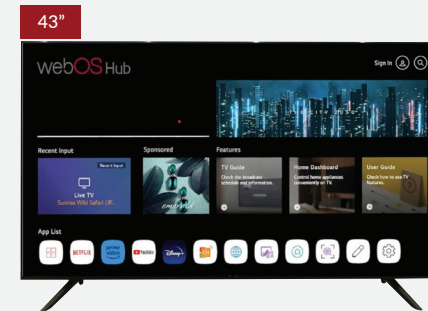
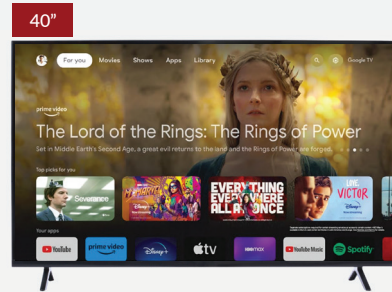
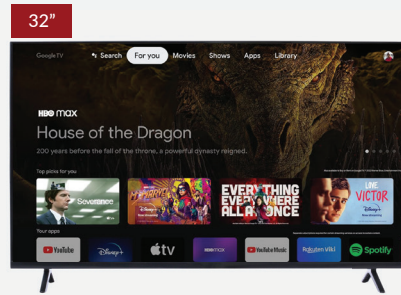


11 kg





# TV's





”

Coming Together Is The Beginning.  
Keeping Together Is Progress.  
Working Together Is Success.

Henry Ford



**Corporate Office**

**Sukhia Electronics Pvt. Ltd.**

Plot No -10A, Udyog Kendra , Ecotech -III ,  
Greater Noida, Distt. Gautam Budh Nagar  
(U.P.) - 201310 ,



+91 9971687542



info@sukhiagroup.com



www.sukhiagroup.com

